



# TAINTLESS

Defeating taint-powered protection techniques

Abbas Naderi (aka AbiusX)  
Mandana Bagheri  
Shahin Ramezany



## Covered Topics



### **Before We Begin**

While you obtain the tools and get ready, we'll warm-up our systems.



### **Getting To Know Taint**

What is Taint? What types of taint are there?  
What processes use taint to defeat cyber-attacks?



### **Existing Techniques**

Studying a select group of candidate taint-based techniques helps us better understand -and hence defeat- taint.



### **Taintless**

Describing the tool, its modes of operations and goals.



### **Demonstration**

Trying Taintless on a bunch of software, attempting to analyze and bypass their protections and weaknesses.



### **Q&A**

Covering any final thoughts the audience might have.



“ if it breaks you, it makes you  
stronger ”



## Before We Begin



Let's warm-up our systems by solving this challenge while you get the tool:

```
1 <?php
2 $in=$_GET['q'];
3 if (preg_match("!^\d+$!", $in) && md5("abiusx.com 1853")==$in+"x")
4     print("Key is: ".substr(md5($in),-6));
5 else
6     "Nada.";
```

You can't run code on your brain! (Or can you?)

<http://ideone.com/C7bOrg>

[github.com/abiusx/taintless](https://github.com/abiusx/taintless)

(needs composer)

[github.com/abiusx/WP-SQLI-LAB](https://github.com/abiusx/WP-SQLI-LAB)

[github.com/abiusx/WP-SQL-SINK](https://github.com/abiusx/WP-SQL-SINK)

If you solved both challenges, find harder ones on my [twitter.com/abiusx](https://twitter.com/abiusx)



“

Data! Data! Data!" he cried  
impatiently. "I can't make bricks  
without clay.

”



## What is Taint?

### Sources of Taint

- Just like in real life, sources of taint are typically people
- Applications are designed to work well with proper input
- Improper input makes a program sick
- Sick programs behave differently and unexpectedly





## What is Taint?

### Tainted Input

- User-input to an application is generally considered tainted
- Specially on web, where anyone can visit!
- Tainted input needs to be sanitized before use in the application
- Everybody knows that, nobody does that.
- Our forefathers didn't even know that (Legacy Code)





## What is Taint?

### Sinks

- Everything entering the application system is categorized as tainted (e.g Second order attacks)
- Taint propagates throughout the program, until it reaches a sink
- A sink is a [security] critical operation inside the application (e.g database query)
- Sinks are important, just like body organs, as tainted input aims that specific organ.
- Sinks are wrapped in taint-based techniques







## What is Taint?

### Taint Propagation

- The more complex a code-base, the more possible means of taint spreading around
- Just like a virus in our body, taint can play hide and seek to bypass all sentinels and filters
- Taint may totally change form, typically rendering it harmless, but sometimes this change morphs it into something dangerous (e.g encrypting an innocent string into a piece of code)





## Taint Tracking

### What is Taint Tracking?

- Traditional taint-based technique for protecting applications is known taint tracking
- Already available in core at Perl, Ruby, PHP and many others as extensions
- Intensive processing, impossible to accurately model
- Typically performed on strings, treating them (or individual characters) as black and white (and sometimes gray)
- String operations throughout the program propagate the taint
- Taint is increased, reduced or morphed in the process





## Taint Tracking

### Taint Tracking Example 1

```
<?php
$x=$_GET['input'];
$y=substr($x,0,10);           //reduced

$z=str_replace($x,"a","b");  //modified

$w=str_repeat($x,3);         //increased

mysql_query_("SELECT * FROM users WHERE username='{ $y }'");
```



## Taint Tracking

### Taint Tracking Example 2

```
<?php
$x=$_GET['input'];

if ($x*1>0) //its a number

mysql_query_("SELECT * FROM users WHERE userid={$x}");
```





### Sink Analysis

- Parses SQL query (or any other expected data) and marks critical (security-intensive) tokens
- If taint exists in (or conforms) these tokens, disinfects
- Easiest disinfectant is `exit(-1)`
- Policies define what to do with gray areas.





### Gray Taint

- If an string operation fades tainted data into mixed data, disallowing a one-to-one mapping (or modeling), gray taint is made
- Example:  

```
$x=$_GET['input'];  
$y=preg_replace($x,"(\d).(\d)","9$29$19");  
$z=md5("username='{$x}'");
```
- \$y has gray taint because it's hard to model regular expression taint propagation





### Gray Taint (2)

- Example:  

```
$x=$_GET['input'];  
$y=preg_replace($x,"(\d).(\d)","9$29$19");  
$z=md5("username='{$x}'");
```
- \$z has gray taint because its impossible (infeasible) to model md5 taint propagation
- It's not always impossible for the attacker!





### Treating Gray Taint

- Whether to consider gray taint as safe or unsafe, is a matter of threshold.
- Thresholds result in false negative and positives
- Most solutions claim to handle gray taint well, but non of them actually do. They just ignore it to make the program work, rather than stop them and break the code.
- Totally in contrast with what our bodies do!







## Taint Tracking

### Positive Taint

- So far all taint mentioned was negative taint, i.e bad
- Positive taint is what we know to be good:
  - Track it and assume everything else to be bad (just like our bodies)
- Will break the programs more, but is intrinsic to the nature of application (no attacker control)






### Positive Taint Tracking

- Very few solutions for positive taint tracking
  - e.g Diglossia, Halfond et. al.
- They suffer from the same propagation hardships of negative taint tracking
- Hard to model many operations
- Impossible to model some others
- Typically configured very loosely





“  
The world is full of obvious things which  
nobody by any chance ever observes.  
”



### Inferring Taint

- Since we can't track taint accurately, and are bound to approximation; why not employ approximation from the start?
- Instead of tracking taint from application input to the sink, modeling every organ in its complicated body; inspect the value from time to time, and infer which parts are tainted
- Way lower accuracy, way more simple and fast





## Example

- ```
<?php
function mysql_query_($query) {
    $input=$_GET['u'];
    $len=strlen($input);
    $match=substr($query, strpos($input,$query),len);
    if (levenshtein($match,$input)/$len<0.1) exit(-1);
}
mysql_query_("SELECT * FROM users WHERE username='{$_GET['u']}' ");
```



## Feasibility

- Approximating input/output correspondence seems very easy, but is actually very computation hungry

```
foreach $query in $queries
  foreach $input in $inputs
    $match=approximateFind($input,$query);
    $distance=stringDistance($match,$input) /
length($match)
    if ($distance>$threshold) die();
```

$O(N \times L \times M \times I)$

N=number of queries, M=number of inputs, L= query size, I = input size



## Feasibility (2)

- A typical application has 20 queries, and a few inputs.
- Queries don't typically grow very large (at most a few kilobytes), but inputs typically do.
- Specially when they upload their files
- Still in the optimum case, a polynomial of power 4 is not very fast.



### Positive Taint Inference

- All discussed so far regarded negative taint inference, i.e inferring bad tainted input in the output
- Positive taint inference finds good parts of the output, inferring the rest as bad
- Remember, as long as nothing critical is bad, we're good
- Not as impossible as positive taint tracking

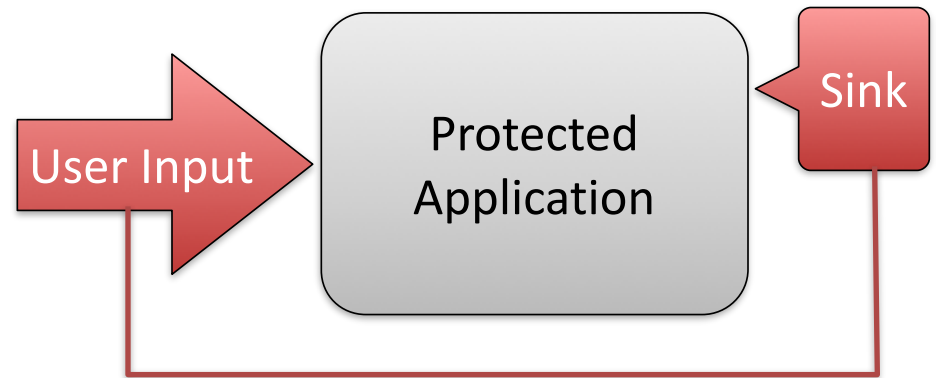






# Taint Inference

## Taint-Tracking vs Taint-Inference





“Detection is, or ought to be, an exact science, and should be treated in the same cold and unemotional manner.”



## Existing Techniques

We will briefly study one sample from each category:

-

**PHP Aspis**

Negative Taint Tracking

2011

+

**Diglossia**

Positive Taint Tracking

2013

-

**NTI**

Negative Taint Inference (Sekar et. al.)

2009

+

**S<sup>3</sup>**

Positive Taint Inference

2013

-

**Joza**

Hybrid Taint Inference

2014

+



## Existing Techniques

### PHP-Aspis

- Started as a taint-tracking paper
  - Turned into a PhD thesis (Imperial College folks)
  - They tried to model every single function, by re-writing PHP interpreter
- There's a lot of details on how it (should) works and how they modeled everything
- But it's not actually used anywhere (last update 2011)
  - Can you guess why?

<https://github.com/jpapayan/aspis>



## Existing Techniques

### Diglossia

- Started as a positive taint-tracking paper on ACM CCS 2013
- Keeps track of user inputs, and converts application strings mixed with user-input, on a character by character basis (mapping them to Korean)
- Rewrites PHP interpreter
- At the sink, critical tokens should be Korean.
- The paper overcomplicates things to make the reader feel it's doing magic, but basically it's positive taint tracking.
- Only works on very simple operations.





## Existing Techniques

### NTI (by Sekar)

- Very clever method, uses negative taint inference
- Works pretty well to protect against trivial attacks
- Compares query at the sink with all user inputs, looking for possible approximate matches
- Encoded input is doomed, so is transformed one
- Uses a threshold to catch similarities
- Uses mod\_security for wrapping
- Hasn't been used widely (why?)





## Existing Techniques

### S<sup>3</sup> (DNA Shotgun Sequencing)

- Uses positive taint inference
- Uses string fragments inside an application to build a query at sink
- If sensitive parts are not built by application code, they are built with user input!
- Doesn't rely on user-input
- Doesn't rewrite PHP interpreter, instead uses a lib (or binary) and minor code modifications (one include + sink wrappings)
- Only breaks if major query parts are built dynamically (almost never)





## Existing Techniques

### Joza

- Mixes NTI and PTI synergistically
- Very hard to break (0 false positive/negative on studies)
- Easy maintenance
- Faster NTI due to PTI
- Taintless can help break it, but just helps.
- Immune to second-order attacks

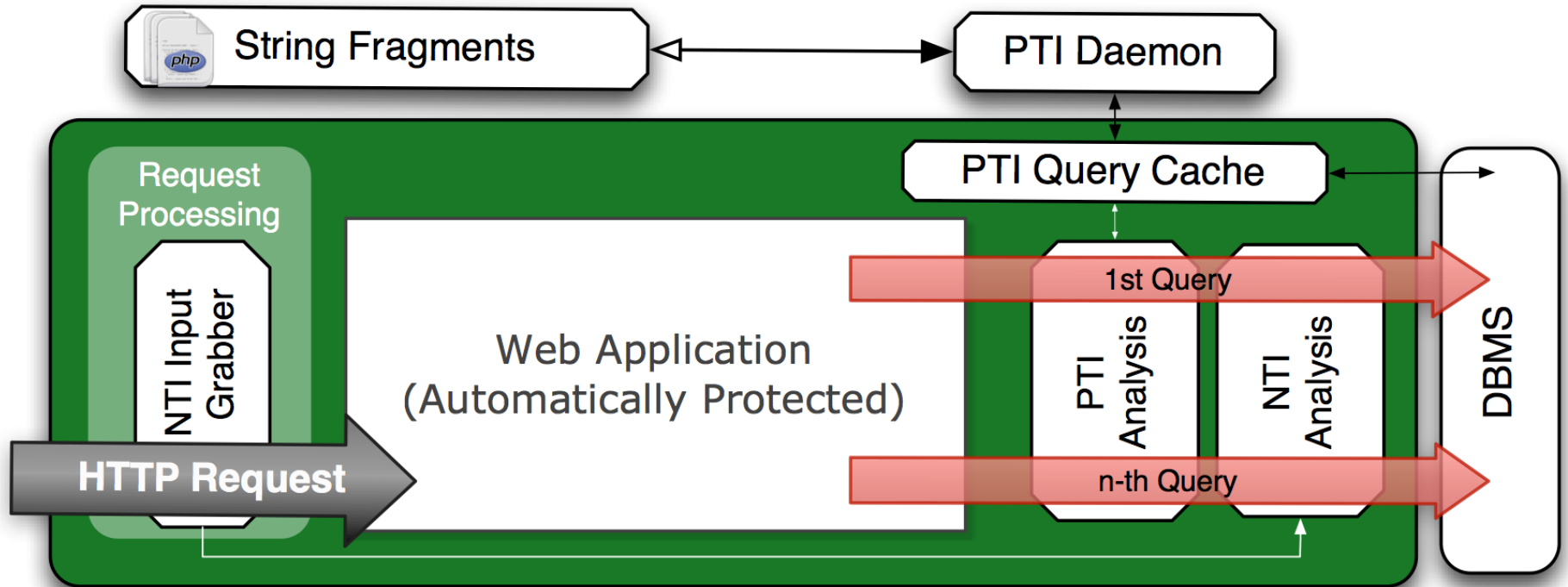







# Existing Techniques

## Joza Overview





“

It has long been an axiom of mine  
that the little things are infinitely the  
most important.

”



## Taintless Modes of Operation



Extracts plausible strings from an application as sources of positive taint

These can be used in the construct phase to build payloads that fully match positive taint sources. Not all the strings are extracted as many of them are typically used in HTML or other sources. Multiple levels of filtering and optimization is performed on the extracted strings to enable faster and more accurate processing.



Analyzes an application, providing very useful details

Analyzes all string operations in the application code, marking hard-to-model operations as more likely to break. Breaks down application segments, suggest weak points for manual code review and the likelihood of vulnerability in the app. Detects sinks.



Constructs an attack payload using positive taint

Useful for automated scripts. Based on rigorous modified NP-complete algorithms. Even if a payload is not fully synthesized with positive taint, as much of it as possible will be covered. Requires a source of extracted fragments.



## Static Analysis

- PHP is a very irregular language
  - Impossible to amalgamate
  - Impossible to statically analyze
  - Slow to dynamically analyze
- Taintless statically analyzes a PHP application, finding possible points of failure when protecting with taint
- Analysis is based on a data file which defines how hard string operations are to model, both for tracking and inference







## Sample Analysis Result (2)

```
Most interesting files:
# File % Score Sinks Funcs
1 wp-admin/includes/class-wp-ms-sites-list-table.php 3.0% 819 0 16
2 wp-admin/includes/upgrade.php 2.6% 720 0 37
3 wp-includes/ms-functions.php 2.3% 650 0 48
4 wp-signup.php 2.2% 616 0 9
5 wp-admin/edit.php 2.1% 585 0 7
6 wp-admin/includes/update.php 1.9% 528 0 6
7 wp-admin/upload.php 1.7% 468 0 6
8 wp-admin/plugin-editor.php 1.7% 468 0 8
9 wp-admin/includes/class-wp-filesystem-ssh2.php 1.6% 450 0 23

-----
Most important sinks:
# File % Score Sinks Funcs
1 wp-includes/wp-db.php 0.1% 38 2 24
2 wp-includes/SimplePie/Cache/MySQL.php 0.1% 19 1 1
```



## Extraction

- Parses every single file in an application, extracting strings
- Placeholder strings (e.g printf format string, PHP inner-concat) are broken down into multiple strings
- The final list of strings is filtered for those with SQL (or any other attack) tokens, and the rest are discarded
- Strings with binary (terminating) characters are discarded
- The list is sorted and duplicates removed









## Construction

- Solves modified maximum coverage problem (NP-Complete) to build a string with available fragments in an application
- Whitespaces and comments are extended and/or shrieked for better matching results
- Possible forms of a token are all searched for (e.g union all, union)
- SQL payload is not parsed as it is not a full query, the user is in charge of determining if all critical tokens are matched
- SQLMap tamper script included







## Sample Construction Result (2)

```
cust-64:PHP abiusx$ ./taintless --construct -i abiusx.fragments.txt -s "1 and 1=
(select mid(password,1,1) from users where username='admin') "
Filtering duplicate fragments... Succesfully filtered 1186 duplicates!
Matching fragments... done.
Resolving 6 confusions... done.
Resolving 5 confusions... done.
Resolving 3 confusions... done.
Resolving 2 confusions... done.
Resolving 1 confusions... done.
Found all useful bits and pieces, gluing... done.
Coverage: ..////.////////.....//////////.//.////.....////.....////.////
Result : 1 AND 1=(Select mid(PASSWORD,1,1) From users where username='admin')
```



## Q&A

Questions?

Abbas Naderi (aka AbiusX)  
Mandana Bagheri  
Shahin Ramezany

### Challenge Wall of Fame

Siavash Mahmoudian  
Mykola Ilin  
Shivam Dixit  
Mathias Bynens  
Abouzar Parvan  
Ahmad Moghimi  
Mohammad Teimori Pabandi



### 1 A Special Thanks To

University of Virginia, ZDResearch, OWASP, Etebaran Informatics and all others that made development of this tool possible.


### 2 Follow Us Twitter:

Twitter:  
AbiusX  
ZDResearch  
OWASP Iran  
Shahin Ramezany

We will be hosting a CTF with taint-protected challenges soon, cash prizes included!

### 3 Test Taintless Yourself

WP-SQLI-LAB and WP-SQL-SINK tools provide a great test-bench for Wordpress SQL injection. Simplified implementations of Taint Tracking, NTI and PTI are available, and detailed implementations can be obtained by emailing respective authors.



“There is nothing new under the sun. It has all been done before.”